



PRODUCT RANGE

**AMMANN**

# AMMANN WORLD PRESENCE

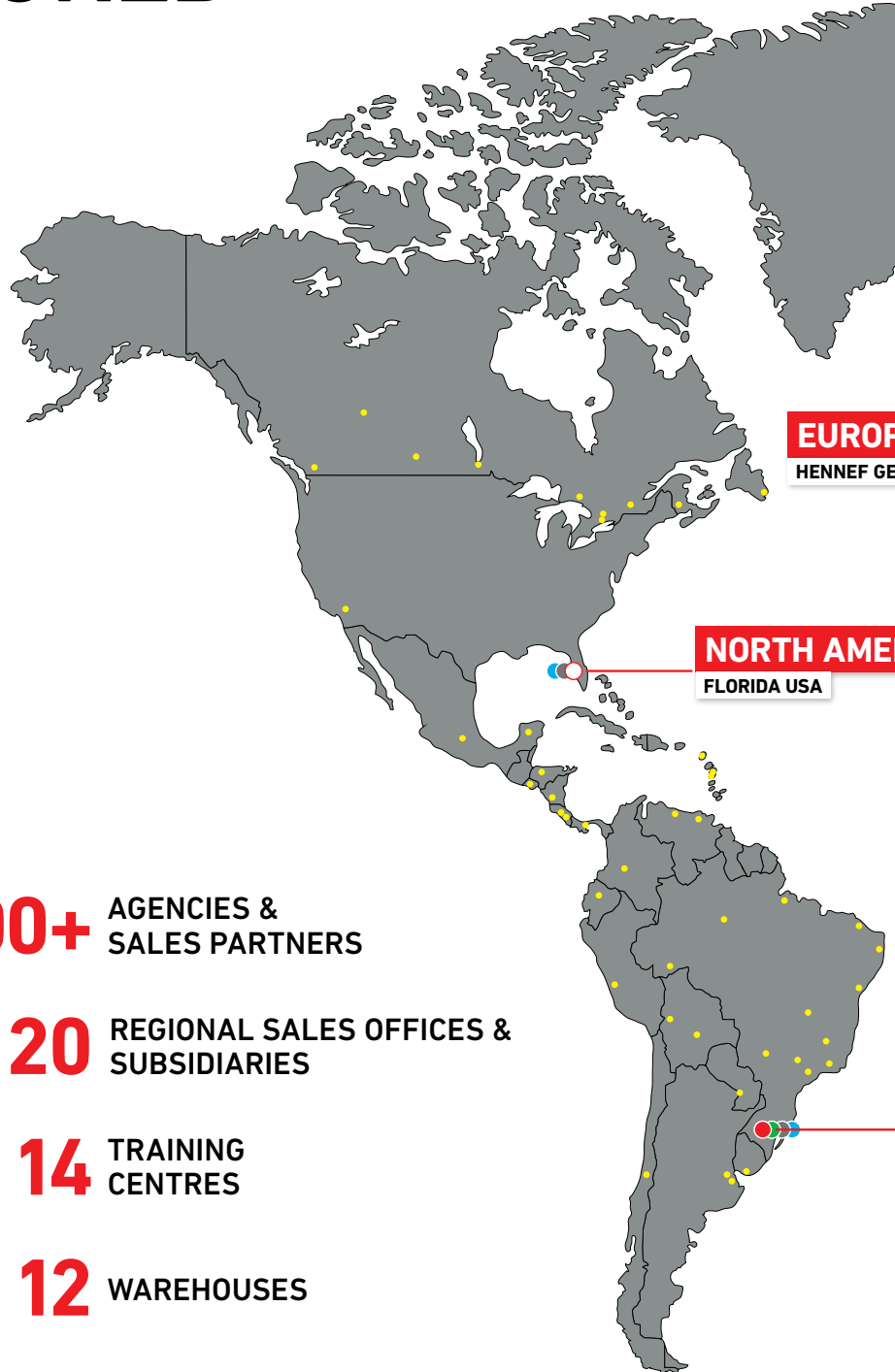
## AN INNOVATIVE, SUSTAINABLE BUSINESS

Ammann is a world-leading supplier of mixing plants, machines and services to the construction industry, with core expertise in road-building and transportation infrastructure. We are committed to sustainability – in both the products we make and the ways we make them.

Our strengths are the forthcoming approach of a family firm that has been operating for many years, coupled with our strong and well-established international presence. Since 1869, we have been setting benchmarks in the road-building industry, thanks to countless innovations and solutions that are as competitive as they are dependable.

True to our motto, “Productivity Partnership for a Lifetime,” we gear our activities to the needs and requirements of our customers around the globe. Plants and machines that consistently prove their merits under demanding conditions are the best way to give our customers the critical, competitive edge they need.

Our reliable, punctual service network provides the essential spare parts that keep our customers working – and supports the plants and machines throughout their lifetimes.



**200+** AGENCIES & SALES PARTNERS

**20** REGIONAL SALES OFFICES & SUBSIDIARIES

**14** TRAINING CENTRES

**12** WAREHOUSES

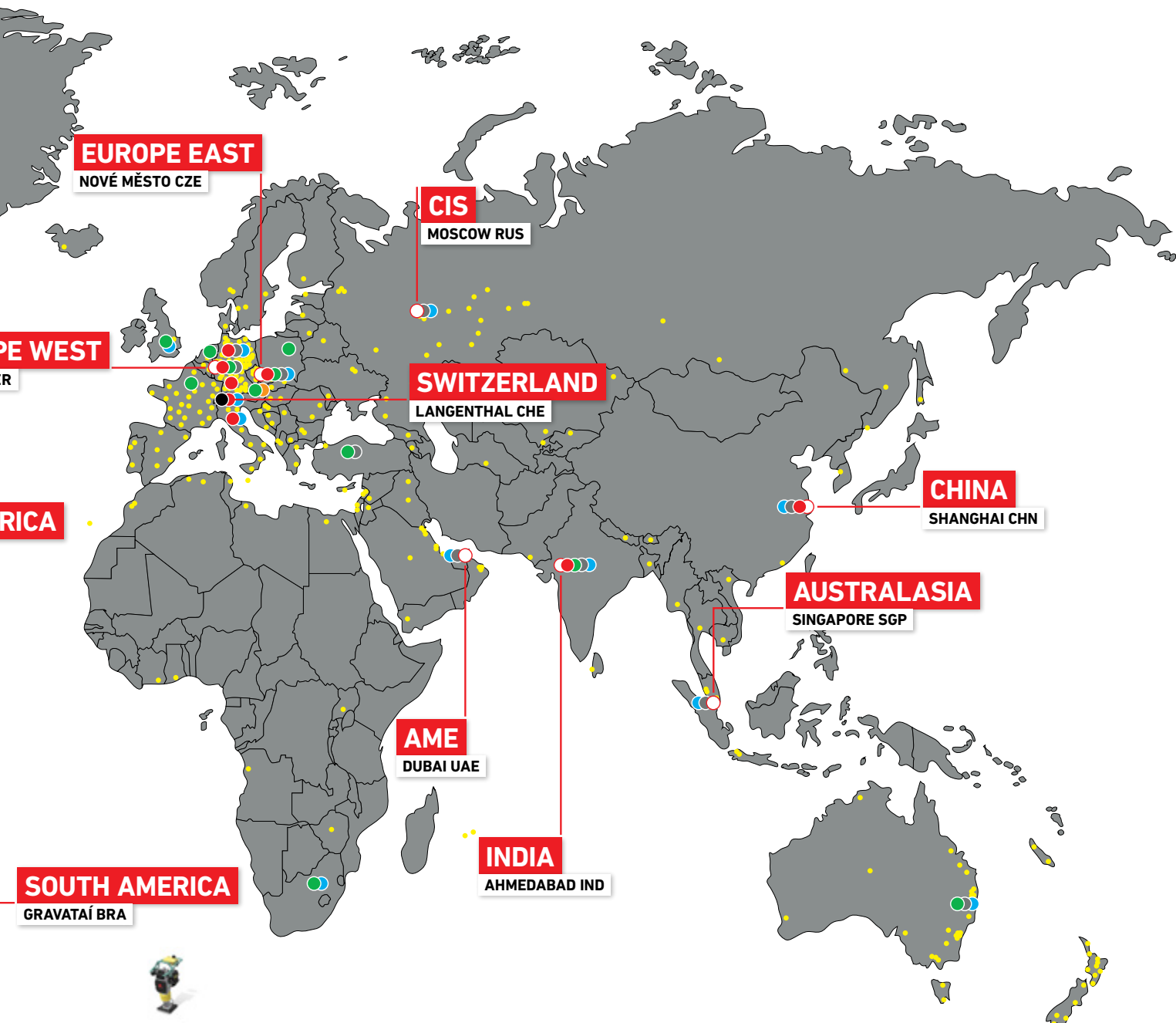
**9** MANUFACTURING FACILITIES & CENTRE OF COMPETENCE



### PLANTS

ASPHALT-MIXING PLANTS

CONCRETE-MIXING PLANTS



**GLOBAL DISTRIBUTION & SERVICE NETWORK**

- HEADQUARTERS
- REGIONAL SALES OFFICES
- SUBSIDIARIES
- AGENCIES & SALES PARTNERS
- MANUFACTURING FACILITIES & CENTRE OF COMPETENCE
- GLOBAL RETROFIT CENTRE
- WAREHOUSES
- TRAINING CENTRES



**MACHINES**

- LIGHT COMPACTION
- SOIL & ASPHALT COMPACTION
- ASPHALT PAVERS
- ASPHALT RECYCLING

# ASPHALT-MIXING PLANTS

**AMMANN HAS THRIVED IN THE ASPHALT BUSINESS THROUGH A CONTINUED COMMITMENT TO INNOVATION, INDUSTRY LEADERSHIP AND PROVIDING BEST-IN-CLASS PRODUCTS AND SERVICES.**

---

Ammann has had a presence in the asphalt plant industry for more than 100 years – before the advent of recycled asphalt, low-temperature mixes or automatic control systems.

What hasn't changed is how Ammann does business. To this day all plants and their core components are engineered in-house to create a perfect fit and ultimately provide quality, efficiency and long life. This approach also means a single point of contact for virtually all plant needs.

A century of industry expertise, meanwhile, ensures an understanding of our customers' needs and the development

of plants that provide real-world solutions. That includes reducing material waste and energy consumption, tasks handled by the Ammann as1 Control System – the brains of the plant.

Producing asphalt requires more than plants. There are a host of other pieces to the puzzle, and Ammann offers complementary products that fit together perfectly to deliver exceptional results.

---

## **BATCH PLANTS**

Ammann batch plants develop the consistency that is crucial to mix quality whilst providing maximum flexibility in the mixing process. All plant processes and components are carefully developed to ensure that feeding, heating, drying, screening and mixing seamlessly blend together.

The proven as1 control system, which provides leading technology with a user-friendly interface, makes it easy to handle the complex interaction of each piece of equipment.

## **CONTINUOUS PLANTS**

Ammann continuous plants offer maximum performance and consistency, often when high volumes of mix are needed. The continuous plants also incorporate Ammann advantages including mixing technology, recycling, the as1 Control System – and more.

## **AS1 – THE LEADING PLANT CONTROL SYSTEM FROM AMMANN**

Modern asphalt-mixing plants give the plant operator plenty of opportunity on the fine-tuning of the asphalt. Juggling various mixes and recipes while handling multiple projects can be challenging. With the as1 Control System from Ammann, the plant operator has all processes always in a clear overview and can manage difficult operations easily.

**AMMANN EXPERTS RELY ON THEIR INDUSTRY KNOWLEDGE AND LISTEN TO CUSTOMERS. THAT APPROACH HAS HELPED THE AMMANN RESEARCH AND DEVELOPMENT TEAM TO INTRODUCE NEW PRODUCTS WITH REAL-WORLD VALUE.**

**THAT INCLUDES THE PATENTED “ZERO WASTE” SYSTEM, AS WELL AS DEVELOPING SEPARATE HEATING AND MIXING SO THAT RECIPES CAN BE ADJUSTED ON THE FLY AND COSTLY STOPS AND STARTS AVOIDED. THOSE ARE ONLY A FEW EXAMPLES, AND OF COURSE THERE ARE MORE TO COME.**



# ASPHALT-MIXING PLANTS

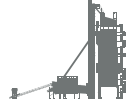
## BATCH PROCESS

### STATIONARY



#### ABP HRT

Capacity: 240–400 t/h  
Mixer size: 4–6 t



#### ABP UNIVERSAL

Capacity: 240–400 t/h  
Mixer size: 4–5 t



#### ABA UNIBATCH

Capacity: 100–400 t/h  
Mixer size: 1.7–4.3 t



#### ABA UNIHRT

Capacity: 400 t/h  
Mixer size: 5–6 t



#### ABC SOLIDBATCH

Capacity: 140–240 t/h  
Mixer size: 1.7–3.3 t



#### ABC VALUETEC

Capacity: 80–260 t/h  
Mixer size: 1.2–3.3 t



#### ABC VALUEBATCH

Capacity: 240–400 t/h  
Mixer size: 3.3–7 t



#### ABC ECOTEC

Capacity: 80–120 t/h  
Mixer size: 1–1.7 t



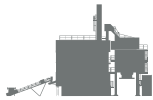
#### ABC ECOBATCH

Capacity: 180–320 t/h  
Mixer size: 2.2–4 t



#### ABT QUICKBATCH

Capacity: 140–180 t/h  
Mixer size: 1.7–2.2 t



#### ABT SPEEDYBATCH

Capacity: 240–300 t/h  
Mixer size: 3.3–4 t

### MOBILE




#### ABM EASYBATCH

Capacity: 90–140 t/h  
Mixer size: 1.2–1.7 t



#### ABM BLACKMOVE

Capacity: 240–320 t/h  
Mixer size: 4 t



PLEASE CONTACT YOUR LOCAL SALES REPRESENTATIVE FOR PRODUCT AVAILABILITY IN YOUR MARKET.

## CONTINUOUS PROCESS

### STATIONARY



#### ACP CONTIMIX

Capacity: 240–340 t/h  
Mixer size: 4 t



#### ACP CONTIHRT

Capacity: 300–500 t/h  
Mixer size: 4–6 t



#### ACC CONTIBASE

Capacity: 140–240 t/h  
Mixer size: 1.6–4 t



#### ACC COUNTERMIX

Capacity: 90–120 t/h  
Drum diameter: 1650–1800mm  
Drum length: 7080×8500 mm (with RAP)



#### SCC COLDMIX

Capacity: 200–400 t/h  
Mixer size: 4 t



### MOBILE



#### ACM PRIME

Capacity: 100–210 t/h  
Mixer size: 1.2–2.1 t

## COMPLEMENTARY PRODUCTS



#### MODIFAST (BITUMEN SYSTEM)

Capacity: up to 20 t/h



#### EMULTEK 4 / 15 (BITUMEN SYSTEM)

Capacity: up to 15 t/h



#### HEATTECK (BITUMEN SYSTEM)

Capacity: 200 000 kcal/h  
to 2 000 000 kcal/h



#### DRUMTEK (BITUMEN SYSTEM)

Capacity: up to 10 t/h



#### BITUMEN TANKS

Mobile, containerized,  
stationary



PLEASE CONTACT YOUR LOCAL SALES REPRESENTATIVE  
FOR PRODUCT AVAILABILITY IN YOUR MARKET.

# CONCRETE-MIXING PLANTS

**AMMANN HAS PROVIDED RELIABLE AND ECONOMICAL SOLUTIONS FOR THE PRODUCTION OF HIGH-QUALITY CONCRETE FOR MORE THAN 60 YEARS. AT THE CORE ARE COMPULSORY MIXERS AND COMPLETE MIXING PLANTS, BOTH MOBILE AND STATIONARY. COMPLEMENTING THE PRODUCT LINE ARE PLANETARY COUNTER-CURRENT MIXERS, MODULES FOR THE PRECAST PARTS INDUSTRY AND LINEAR STORAGE BINS.**

---

The design and quality of components and materials separate Ammann. From the plants to the storage bins and everything in between, all materials feature excellent quality to ensure long life and durability.

---

## CONCRETE PLANTS

Every plant is designed for high productivity and each is available in stationary and semi-mobile versions.

- Other options include precast component and high-performance plants.
- All plant types also integrate modular designs that provide flexibility so they can be customised to fit each customer's needs – now or in the future.

**AMMANN CBS PLANTS ARE STATIONARY AND PROVIDE ACCESS TO THE MANY OPTIONS MADE POSSIBLE BY THE WELL-CONCEIVED MODULAR DESIGN.**

**AMMANN CBT PLANTS ARE TRANSPORT-OPTIMISED, FEATURING FAST INSTALLATION TIMES AND HASSLE-FREE RELOCATION AS WELL AS FAVOURABLE TRANSPORT DIMENSIONS.**

## CONCRETE MIXERS

Ammann has been an industry leader for decades.

- All mixing systems are continually tested and improved.
- Ammann offers efficient mixing technology, productivity and long product life.

## PRECAST CONCRETE-MIXING PLANTS

Ammann precast plants meet varied customer needs, including hollow core slabs, carousel plants, pre-stressed products, paving stones and stairs.

- All precast plants utilise Ammann premium mixing systems.

## LINEAR STORAGE BINS

Ammann linear batchers are ideal for storing, discharging and weighing aggregate materials.

- Various model ranges are available with volumes of 9 m<sup>3</sup> to 52 m<sup>3</sup> per chamber.
- Linear chamber separation allows up to 12 different aggregate types to be stored and discharged.



CBT 60 ELBA



CBS 120 ELBA



**STATIONARY**

**TRANSPORT-OPTIMISED**



**CBS ELBA**

Max. concrete output: 107–190 m<sup>3</sup>/h  
Mixer volume: 2000–4500l

CBS 105–140 S/T L Elba  
CBS 105–150 S/T B Elba  
CBS 180–200 TB Elba



**CBT ELBA**

Max. concrete output: 60–128 m<sup>3</sup>/h  
Mixer volume: 1000–3500l

CBT 60 SL Elba  
CBT 105–150 TB Elba



**CFS ELBA**

Max. concrete output: 30–60 m<sup>3</sup>/h  
Mixer volume: 500–1000l

CFS 30 SL Elba  
CFS 60 SL Elba



**CC ELBA**

Max. concrete output: 30–120 m<sup>3</sup>/h  
Mixer volume: 500–3000l

CC 30 Elba | CC 45 Elba  
CC 60 Elba | CC 105 Elba  
CC 130 Elba

**MIXER**



**CEM ELBA  
LABORATORY  
COMPULSORY MIXER**

Compacted fresh concrete:  
60l  
Dry volume: 90l

CEM 60 S Elba



**CEM ELBA  
SINGLE-SHAFT  
COMPULSORY MIXER**

Compacted fresh concrete:  
0.5–2.5 m<sup>3</sup>  
Dry volume: 0.75–3.75 m<sup>3</sup>

CEM 500–2500 S Elba



**CEM ELBA  
TWIN-SHAFT  
COMPULSORY MIXER**

Compacted fresh concrete:  
2.0–4.5 m<sup>3</sup>  
Dry volume: 3.0–6.75 m<sup>3</sup>

CEM 2000–4500 T Elba



**CEM ELBA  
PLANETARY COUNTER-  
CURRENT MIXER**

Compacted fresh concrete:  
250–4000l  
Dry volume: 375–6000l

CEM 375–6000 P Elba

**MODULES**



**CMP ELBA**

Max. concrete output: 250–4000l  
Dry volume: 375–6000l

CMP L Elba | CMP B Elba

**LINEAR STORAGE BINS**



**CEL ELBA**

Chamber size: 9–52 m<sup>3</sup>

CEL 9 Elba | CEL 20 Elba | CEL 25 Elba  
CEL 35 Elba | CEL 52 Elba  
Weighing conveyor belts

PLEASE CONTACT YOUR LOCAL SALES REPRESENTATIVE  
FOR PRODUCT AVAILABILITY IN YOUR MARKET.

# PLANT TECHNOLOGY

## AMMANN CORE ELEMENTS

Asphalt-mixing plant technology is built around core parts such as dryers, burners, screens, control systems and more. When those parts come together properly, they deliver the ultimate productivity gains. Yet they can only work seamlessly and provide the ultimate gains when each piece fits perfectly with the next.



## AS1 CONTROL SYSTEM

The system coordinates many key plant processes, including cold feeding, drying, weighing-mixing, bitumen supply, batch loading and service and support. Its intuitive technology provides the ultimate management and operation tool – for all plant types and for operators of all experience levels. Optional as1 modules help your plant deliver even more value. Concrete plants also utilise the as1 Control System and benefit from the value it brings.

Gold  
Microsoft Partner  




# LOW-TEMPERATURE ASPHALT WITH AMMANN FOAM®

Low-temperature asphalt is about much more than an foam injection device. It is a process that starts with drying at a reduced temperature, then moves to specific mixing sequences and the introduction of recycling. Ammann technology can help throughout the process cuts lower emissions and energy costs by up to 25 %.



## CUSTOM-MADE RECYCLING SOLUTIONS



The use of reclaimed asphalt, or RAP, has become a necessity. Governments increasingly want the reclaimed asphalt from old roads re-used. Ammann provides several options to help your recycling and cost-saving efforts.

- Counterflow dryers that enable use of 100 per cent hot recycled material
- Parallel flow dryers that can use up to 60 per cent hot recycled material
- Middle-ring dryers for the use of up to 40 per cent recycled material
- Various cold addition systems for the use of 25 per cent to 40 per cent recycled material

## AMDURIT

Amdurit provides three times the service life of wear-resistant steel and protects valuable parts and components. Instead of replacing the component, simply swap out the Amdurit covering. The wear-protection system results in savings on multiple fronts including extended component life, reduced labor on replacement efforts and improved plant uptime.



## EWP ELBA WEAR PROTECTION

EWP protects and significantly extends the service life of components most exposed to wear and tear. The intelligent system is economically priced and consists of hard-wearing polyurethane. EWP precisely fits the plant's mixing shaft and arms, discharge hopper and feeder skips.



# ASPHALT RECYCLING

## RSS 120-M, A 3-IN-1 MACHINE

The Ammann RSS 120-M takes on shredding, separating and screening as if it were custom-built for each task. The machine consistently and efficiently processes recycled asphalt, from milled materials to asphalt slabs and large chunks. Patented technology utilises milling cutters with interchangeable teeth for efficient and gentle shredding. The technology is both powerful and fuel efficient, and it complements other environmentally friendly efforts built into the machine, including minimised sound and dust emission levels.



### **RSS 120-M**

Typical processing performance with milled material	120 t/h
Typical processing performance with slabs (1000 mm)	80 t/h
Max theoretical performance	up to 180 t/h

### **HIGHLIGHTS**

- No production of additional fines
- Versatile all-in-one equipment
- Mobile and autonomous with 30 minutes set-up time
- Simple one-man operation
- Reliable performance without interruption
- Protective processing maintains grain sizes of the input recycling material
- Easy maintenance and fast servicing

*PLEASE CONTACT YOUR LOCAL SALES REPRESENTATIVE FOR PRODUCT AVAILABILITY IN YOUR MARKET.*





# LIGHT COMPACTION

**AMMANN LIGHT EQUIPMENT IS INTUITIVE, SO OPERATORS OF ALL EXPERIENCE LEVELS CAN BE PRODUCTIVE. A VARIETY OF HIGH-QUALITY MACHINES, IN MANY SIZES, ENSURE THERE IS A PROPER FIT FOR MULTIPLE APPLICATIONS AND CONDITIONS.**

There is Ammann light compaction equipment for the most spacious – and the tightest – jobsites. From the largest to the smallest machine, each is built with industry-leading compaction output.

The machines are built to last through thanks to their high-quality components and assembly.

They're easy to use, too, making operators of all experience levels productive – a great benefit for rental houses. Many use petrol, while others offer petrol or diesel options.

No matter the size of the job, Ammann has a light compactor to match it. While machine sizes vary, all share common traits.

## PRODUCTIVITY

- Flexibility that allows use in many applications and materials, including soil, aggregate, paving stones and more
- Strong compaction forces that ensure a stable ground after only few passes

## ERGONOMICS

- Operator comfort and safety
- Simple operation
- Adjustable to the operator's needs

## SERVICEABILITY

- Emergency kits for immediate support on site
- Maintenance kits for proper service work with genuine Ammann parts
- Easy-to-access maintenance points

## RAMMERS

Ammann Rammers feature the best forward-movement in the industry, helping contractors in all applications work productively and ultimately achieve compaction targets. The forward-moving ability makes them the tool of choice for contractors and rental agencies.

## ADD-ON COMPACTORS

Ammann Add-On Compactors reach spots where conventional plates can't. The add-ons fit on excavators, which use their reach to compact in hard-to-access places such as deep, narrow trenches and particularly steep grades. They also can provide more power than walk-behind compactors.

## TRENCH ROLLERS

Trench rollers, also called multipurpose compactors, perform well in cohesive soil types, such as clays, that can be very difficult to compact. The Trench Rollers 1575 and 1585 are able to overcome the high moisture content in clays through their extreme compaction energy and the kneading effect of their padfoot drums.

## VIBRATORY PLATES

Ammann Vibratory Plate Compactors are ready for any situation. The product line ranges from a light 54 kg to a much heavier 877 kg – with many models in between.

- APF Forward Moving Vibratory Plates
- APR Reversible Vibratory Plates
- APH Hydrostatic Vibratory Plates

## WALK-BEHIND ROLLERS

Ammann Walk-Behind Rollers combine two applications in a single machine. The operator chooses whether to utilise a high-amplitude setting for work on gravel/soil or a low-amplitude setting for asphalt and bituminous materials.

APF 15/40



ATR 60 C



## RAMMERS



### ATR & ACR

Machine weight: 28–83 kg  
Foot width: 80–280 mm  
Centrifugal force: 2–16 kN

ATR 30 | ATR 60 C | ATR 60 P  
ATR 68 C | ATR 68 P | ACR 70 D

## TRENCH ROLLERS



### ARR

Machine weight: 1305–1440 kg  
Working width: 630–850 mm  
Frequency: 30–40 Hz  
Max. centrifugal force: 36–86 kN

ARR 1575 | ARR 1585

## WALK-BEHIND ROLLERS



### ARW

Machine weight: 712–738 kg  
Working width: 650 mm  
Max. vibration frequency: 65 Hz  
Max. centrifugal force: 14/23 kN

ARW 65

## VIBRATORY PLATES



### APF (FORWARD MOVING)

Machine weight: 54–115 kg  
Working width: 330–500 mm  
Max. vibration frequency: 90–100 Hz  
Max. centrifugal force: 10.5–18 kN

APF 10/33 | APF 12/40 | APF 12/50  
APF 15/40 | APF 15/50 | APF 20/50



### APR (REVERSIBLE)

Machine weight: 100–440 kg  
Working width: 400–750 mm  
Max. vibration frequency: 65–98 Hz  
Max. centrifugal force: 23–59 kN

APR 22/40 | APR 25/40  
APR 25/50 | APR 30/50 | APR 30/60  
APR 40/60 | APR 49/20 | APR 59/20



### APH (FULLY HYDROSTATIC REVERSIBLE)

Machine weight: 350–877 kg  
Working width: 450–950 mm  
Max. vibration frequency: 46–70 Hz  
Max. centrifugal force: 50–110 kN

APH 50/75 | APH 55/75  
APH 60/85 | APH 65/85 | APH 85/95  
APH 110-95 | APH 1000 TC

## ADD-ON COMPACTORS



### APA

Machine weight: 160–1210 kg  
Working width: 300–880 mm  
Max. vibration frequency: 36–60 Hz  
Max. centrifugal force: 20–100 kN

APA 20/30 | APA 20/40  
APA 55/46 | APA 55/56 | APA 55/64  
APA 72/74 | APA 75/74 | APA 75/74 2M  
APA 100/88 | APA 100/88 2M



PLEASE CONTACT YOUR LOCAL SALES REPRESENTATIVE  
FOR PRODUCT AVAILABILITY IN YOUR MARKET.

# SOIL & ASPHALT COMPACTION

**AMMANN COMPACTORS PROVIDE INDUSTRY-LEADING COMPACTION OUTPUTS –  
WHATEVER THE APPLICATION. YOUR JOBSITE CONDITIONS MIGHT CHANGE, BUT YOU  
WILL ALWAYS HAVE A NEED FOR PRODUCTIVITY AND PERFORMANCE.**

---

Compaction is about reaching the desired goals in the fewest passes possible. Ammann soil and asphalt compactors provide that needed efficiency through industry-leading technology and the ability to direct more force toward the target and away from the machine. The result: quality results in fewer passes and a more productive and profitable jobsite.

---

## PRODUCTIVITY

- Faster compaction of thicker layers in fewer passes
- ACE<sup>pro</sup> / ACE<sup>force</sup>  
Intelligent Compaction tools for best efficiency and productivity
- Compact machine design for high stability, manoeuvrability and service access

## ERGONOMICS

- Spacious cab with low sound levels for all-day operator comfort
- Intuitive machine control, even with an unskilled operator
- Perfect all-around machine visibility for safety on the jobsite

## SERVICEABILITY

- Best access to service points and engine compartment
- Machine serviced from ground, enabling comfort
- Easy and fast daily maintenance

## SOIL COMPACTORS

It's hard to know what the next job will bring: Clay, sand or something in between? Will it require traditional compacting methods or will you have to adjust amplitude and frequency because of sensitive surroundings? Either way you will need a roller that produces. Ammann Soil Compactors provide industry-leading compaction outputs – whatever the application. Your jobsite conditions might change, but you will always have a need for productivity and performance.

## TANDEM ROLLERS

What might initially appear as comfort actually translates into jobsite productivity. For example, conveniently located, intuitive controls make the operator's job easier – and they help him be more efficient, too. Reduced vibration to the cab means less operator fatigue – and more force applied to the compaction target. The list goes on, but the story remains the same: Operator comfort is synonymous with productivity.

## PNEUMATIC TYRED ROLLERS

Ammann Pneumatic Tyred Rollers provide the kneading and sealing effect that is so critical on jobsites. The tyred rollers perform on both asphalt and aggregates, which of course means the machines must be flexible. They certainly are, with air pressure adjustments made without the operator ever leaving the cab. Ballast packages easily can be added or removed to ensure the most efficient machine and process are provided.





**ARS 170**



**ARX 40-2**

**SOIL COMPACTORS**



**ASC & ARS (SMOOTH DRUM)**

Operating weight: 6490–21 930 kg  
 Working width: 1680–2130 mm  
 Frequency: 27–41 Hz  
 Centrifugal force: 130–375 kN

- ARS 30 | ARS 50 | ASC 70 | ARS 70  
 ASC 110 | ARS 110 | ARS 110.2 | ARS 122  
 ASC 130 | ARS 130 | ASC 150 | ARS 150  
 ASC 170 | ARS 170 | ARS 200 | ARS 220

**SOIL COMPACTORS**



**ASC & ARS (PADFOOT DRUM)**

Operating weight: 6490–22 060 kg  
 Working width: 1680–2130 mm  
 Frequency: 27–41 Hz  
 Centrifugal force: 130–375 kN

- ARS 30 | ARS 50 | ASC 70 | ARS 70  
 ASC 110 | ARS 110 | ARS 122  
 ASC 130 | ARS 130 | ASC 150 | ARS 150  
 ASC 170 | ARS 170 | ARS 200 | ARS 220

**PNEUMATIC ROLLERS**



**AP & ART**

Machine weight: 9590–24 000 kg  
 Working width: 1986 mm  
 Power according: 74 kW

- AP 240 | ART 240

**LIGHT TANDEM VIBRATORY ROLLERS**



**ARX**

Operating weight: 1460–4980 kg  
 Working width: 820–1380 mm  
 Frequency: 41–66 Hz  
 Centrifugal force: 19–57.6 kN

- ARX 12-2 | ARX 16-2 | ARX 16-2C  
 ARX 20-2 | ARX 23.1-2 | ARX 23.1-2C  
 ARX 23-2 | ARX 23-2C | ARX 26.1-2  
 ARX 26.1-2C | ARX 26-2 | ARX 26-2C  
 eARX 26-2C | ARX 36-2 | ARX 40-2  
 ARX 40-2C | ARX 45-2 | ARX 45-2C

**ARTICULATED TANDEM ROLLERS**



**AVX & ARX**

Operating weight: 7360–13 080 kg  
 Working width: 1450–2100 mm  
 Frequency: 42–55 Hz  
 Centrifugal force: 55–135 kN

- AV 70X | AV 110X | AV 130X  
 ARX 90 | ARX 90K  
 ARX 90C | ARX 91  
 ARX 110 | ARX 110K | ARX 110C  
 ARX 140 | ARX 160

**RIGID FRAME TANDEM ROLLERS**



**ARP**

Operating weight: 7375–9700 kg  
 Working width: 1500–1680 mm  
 Frequency: 38–55 Hz  
 Centrifugal force: 47–91 kN

- ARP 75 | ARP 75C | ARP 95 | ARP 95C

PLEASE CONTACT YOUR LOCAL SALES REPRESENTATIVE FOR PRODUCT AVAILABILITY IN YOUR MARKET.

# ASPHALT PAVERS

**THE FULL LINE OF AMMANN PAVERS OFFERS A MATCH FOR VIRTUALLY ANY PAVING APPLICATION. THAT INCLUDES NARROW STREETS REQUIRING SMALL, MANOEUVRABLE MACHINES AND OPEN SPACES WHERE THE PAVER NEEDS TO COVER GROUND QUICKLY AND STILL LEAVE BEHIND A QUALITY MAT.**

Variety is prevalent throughout the Ammann paver lineup. With a complete range of asphalt pavers Ammann offers the right machine for all needs when it comes to asphalt paving.

Mini and compact pavers prove manoeuvrable and productive, even in the tightest spaces. Pavers range in size from those small machines all the way up to Ammann's largest model and its 14-metre working width, helping it thrive on high-production jobsites such as airports and roadways.

The scope of technology available on Ammann pavers means customers can choose the option that best fits their needs to find the ideal paver for their daily work or a specific project. Conventional controls offer simplicity and high quality. Premium pavers feature PaveManager, a technologically advanced, automated HMI system that provides operators with permanent feedback about the paving project to enable real-time adjustments.

## MINI PAVER

Ammann offers the unique 150-2 Mini Pavers designed for the challenges faced on narrow paths or walkways where a conventional paver may be too big and work otherwise would be carried out manually.

## CITY PAVER

The City Pavers from Ammann excel through their flexibility. They are a match for any mid-sized paving job – giving you the manoeuvrability and performance you need in your projects. With the City Paver Line, Ammann offers machines built specially for rural projects where space is tight but high productivity is crucial.

## LARGE SELECTION OF HIGH QUALITY SCREEDS

A wide selection of screeds, including tamping and vibrating options, helps further match the pavers to specific applications. All screeds for the Ammann pavers excel because of their unmatched stability – even when working on wide paving widths.

Screeds are available with electric or gas heating systems, enabling the customer to choose according to his preferences and needs.

## COMPACT PAVERS

The compact pavers offer an abundance of production in a small package. These tracked pavers are the world's most compact in their size class, while offering all the tools and support you need to reach best paving results.

## LARGE PAVERS CLASS

When productivity is what matters, Ammann has the right paver for your needs. With the large pavers, Ammann offers you a selection of wheeled and tracked asphalt pavers that deliver high performance while offering advanced paving technologies that help boost quality and operator comfort.



AFW 700-3



AFW 150-2



### MINI PAVER



#### AFW WHEELED

Weight: 1260 kg  
Engine power: 7.6 kW  
Basic working width: 800–1300 mm  
Max. paving width: 1650 mm

AFW 150-2

### COMPACT PAVER



#### AFT TRACKED

Weight: 7000 kg  
Engine power: 54–55.4 kW  
Basic working width: 1200–2400 mm  
Max. paving width: 3500 mm

AFT 300-2

### CITY PAVER



#### AFW WHEELED & AFT TRACKED

Weight: 10 300–10 500 kg  
Engine power: 54–55.4 kW  
Basic working width: 1750–3500 mm  
Max. paving width: 4700 mm

AFW 400-2 | AFT 400-2  
AFW 400-3 | AFT 400-3

### LARGE PREMIUM PAVER WHEELED



#### AFW WHEELED

Weight: 18 000 kg  
Engine power: 129 kW  
Basic working width: 2550–5100 mm  
Max. paving width: 7500–9000 mm

AFW 600-3 | AFW 700-3

### LARGE PREMIUM PAVER TRACKED



#### AFT TRACKED

Weight: 18 500–20 000 kg  
Engine power: 129–194 kW  
Basic working width: 2550–5100 mm  
Max. paving width: 9000–14 000 mm

AFT 600-3 | AFT 700-3  
AFT 800-3 | AFT 900-3

### LARGE CLASSIC PAVER



#### AFW WHEELED & AFT TRACKED

Weight: 15 000 kg  
Engine power: 112–119 kW  
Basic working width: 2550–4900 mm  
Max. paving width: 6500–7000 mm

AFW 500 | AFT 500



PLEASE CONTACT YOUR LOCAL SALES REPRESENTATIVE FOR PRODUCT AVAILABILITY IN YOUR MARKET.

# MACHINE TECHNOLOGY



ACE FOR SOIL COMPACTION


ACE FOR ASPHALT COMPACTION



## INTELLIGENT GROUND COMPACTION

Precise, transparent and verifiable compaction processes increasingly are required on construction sites. Ammann took the first steps toward providing these processes in 1998 with the advent of Ammann Compaction Expert (ACE), an automated compaction measurement and control system. ACE has been continually improved since its introduction and remains the industry leader. It is the only system that automatically adjusts amplitude and frequency based on ground characteristics.

ACE technology is available for heavy and light compactors as well as light compaction equipment.



OSCILLATION

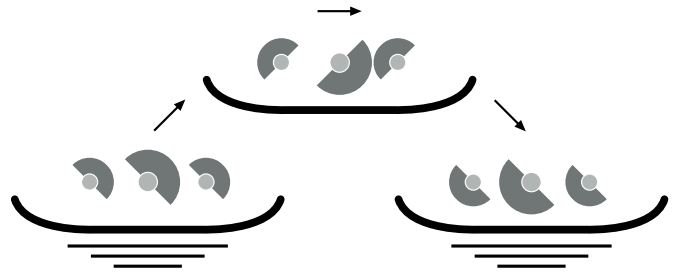
STATIC AND DYNAMIC FORCES

## OSCILLATION



Oscillation is a dynamic compaction method that has significant advantages over traditional vibratory methods. It delivers both horizontal and vertical energy, essentially massaging aggregates into place without the force typically associated with heavy compactors. Rollers with oscillation excel on sensitive jobsites such as bridges or when working over sewers or utility lines. Oscillating rollers also can work on asphalt mats that are too hot or cold for traditional compaction methods. These compactors also can seal mats without damaging cold joints.

# TRIPLE-SHAFT EXCITER SYSTEM



The patented Ammann triple-shaft exciter system provides industry-leading climbing ability and compaction output for light equipment such as hydrostatic plate compactors. The system eliminates erratic movements, allowing smooth travel even through heavy, cohesive soil. The system's consistent movement enables effortless climbing over obstacles or while compacting backfill materials with high moisture content.



APH 55/75



APH 65/85



APH 85/95



APH 110-95

## PAVEMANAGER 2.0

This automated system constantly monitors the paving process and controls many key functions for precise results. The CAN-based system is connected to both the main operator control and to the screed remote control panels. It provides constant operator feedback and gives a full view of the complete paving process. PaveManager 2.0 allows automatic programming of slope and/or crowning and integrates an automatic leveling system.



# AFTER SALES MACHINE

## WEARING KITS

While wear is inevitable, downtime can be limited. Wearing kits make replacement of parts efficient and cost effective. All the necessary parts are in a single box to ensure replacement is fast, easy and convenient.



## MAINTENANCE KITS

Preventive maintenance is crucial to efficient operation and service life of machines. The easier the maintenance, the more likely it is to be completed. Maintenance kits make the upkeep simple. Parts associated with a particular maintenance process are in a single box with a single part number.

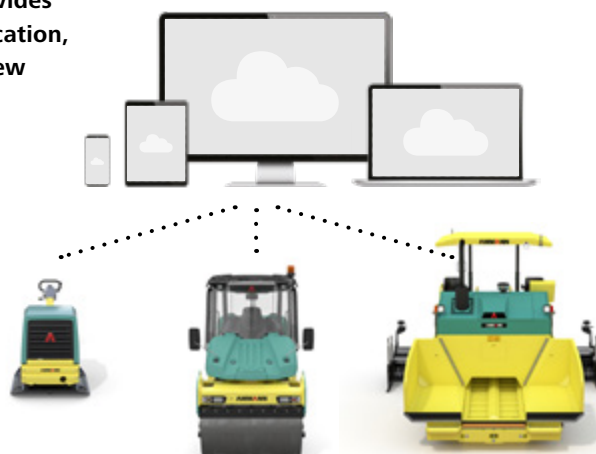
## EMERGENCY KITS

Emergency kits prevent little frustrations from becoming bigger issues that can shut down a machine and even a jobsite. These kits include parts such as switches, fuses and valve coils that are simple and fast to change yet still can cause significant problems if not operating properly. The kits easily fit in the trunk or bed of a vehicle so they're on hand when needed. A crew-member with a bit of technical knowledge can handle this work on the jobsite. These repairs take 2 hours or less.



**Ammann ServiceLink is a digital data management tool that provides customers with the information they want the most: machine location, battery status and hours. Data transfer is automatic thanks to new hardware, and access to the information is only a click away.**

- Supplies machine location, operating hours, battery status
- Provides one-click access to data
- Reliably transmits data from machines, no matter where they are
- Compatible with all machines produced by Ammann or other manufacturers
- Streamlines fleet upgrades (retrofit option)
- Easy to install



# AFTER SALES PLANT



## TECHNICAL SERVICES FOR YOUR ASPHALT-MIXING PLANT

Ammann offers service packages that ensure all maintenance is current, making your plant efficient and also protecting it from premature wear that can result from poor service practices. A variety of technical service packages are available. Or, if you prefer, an Ammann representative can visit your plant and together you can develop a plan that perfectly fits your needs.



BURNER  
MAINTENANCE



PERIODIC  
MAINTENANCE



CALIBRATION  
SERVICE



ELECTRICAL  
CHECK



FILTER  
CHECK

## THE ADVANTAGES OF A RETROFIT

**There is a way to have the benefits of a new plant – without the acquisition cost. A retrofit from Ammann is a proven process that modernises existing plants so they can access the latest technological and environmental improvements.**

**Ammann has a tested retrofit process. It costs a small fraction of the price of a new plant and is available for asphalt-mixing products made by Ammann and other manufacturers.**

**What key benefits do you get with a retrofit?**

### **Environmental Upgrades**

Among the potential enhancements are a revamped bitumen tank system and baghouse, noise reduction and an ability to develop low-temperature mixes.

### **Technological Improvements**

The burners, the mixer, the control system and the recycling system are updated to utilise the latest technology.

### **A Rejuvenated Plant**

Retrofit options include replacement of the dryer and mixer and the addition of Amdurit®, Ammann's proprietary wear-protection system.

## TRAINING FOR PLANTS

**Ammann has more than 10 regional training centre locations around the world. The centres combine a traditional classroom setting with hands-on experience, including the availability of plant components for maintenance lessons.**

The as1 Control System simulator provides operators with realistic scenarios without running the risk of wasting material or causing plant downtime. Operators can experiment and learn from their mistakes – without costly consequences.

Operators from other facilities attend the training. Participants say the conversations with their peers – and learning how they overcome challenges – are additional key benefits.

Sessions are taught in many languages, ensuring the team understands key terms and lessons and makes the most of its investment.

In addition, Ammann experts can customise a curriculum and work with operators and managers at a customer's facility. The advantages include hands-on experience with the customer's equipment and the ability to involve more staff.



For additional product information and services please visit:  
**[www.ammann.com](http://www.ammann.com)**

